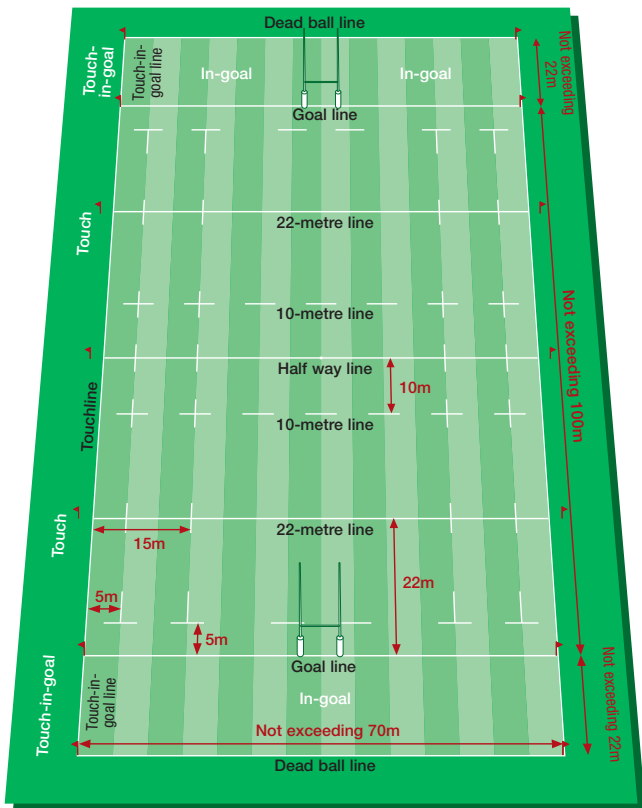
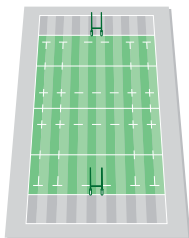


# Law 1 The Ground

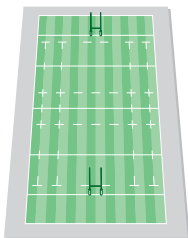


The Plan

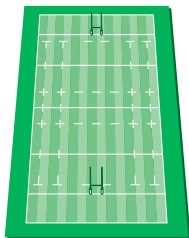
# Law 1 The Ground



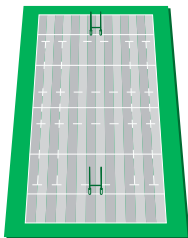
*Field of play*



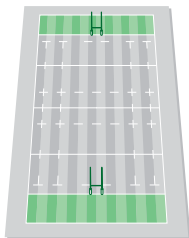
*Playing area*



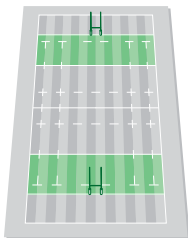
*Playing enclosure*



*Perimeter area*



*In-goal*



*The 22*



## DEFINITIONS

**The Ground** is the total area shown on the plan. The Ground includes:

**The Field of play** is the area (as shown on the plan) between the goal lines and the touchlines. These lines are not part of the field of play.

**The Playing Area** is the field of play and the in-goal areas (as shown on the plan). The touchlines, touch-in-goal lines and dead ball lines are not part of the playing area.

**The Playing Enclosure** is the playing area and a space around it, not less than 5 metres where practicable, which is known as the perimeter area.

**In-goal** is the area between the goal line and the dead ball line, and between the touch-in-goal lines. It includes the goal line but it does not include the dead ball line or the touch-in-goal lines.

**'The 22'** is the area between the goal line and the 22-metre line, including the 22-metre line but excluding the goal line.

**The Plan**, including all the words and figures on it, is part of the Laws.

### 1.1 SURFACE OF THE PLAYING ENCLOSURE

- (a) **Requirement.** The surface must be safe to play on at all times.
- (b) **Type of surface.** The surface should be grass but may also be sand, clay, snow or artificial grass. The game may be played on snow, provided the snow and underlying surface are safe to play on. It shall not be a permanently hard surface such as concrete or asphalt. In the case of artificial grass surfaces, they must conform to IRB Regulation 22.

### 1.2 REQUIRED DIMENSIONS FOR THE PLAYING ENCLOSURE

- (a) **Dimensions.** The field of play does not exceed 100 metres in length and 70 metres in width. Each in-goal does not exceed 22 metres in length and 70 metres in width.



- (b) The length and breadth of the playing area are to be as near as possible to the dimensions indicated. All the areas are rectangular.
- (c) The distance from the goal line to the dead ball line should be not less than 10 metres where practicable.

## 1.3 LINES ON THE PLAYING ENCLOSURE

### (a) Solid Lines

The dead ball lines and touch-in-goal lines, both of which are outside the in-goal areas;

The goal lines, which are within the in-goal areas but outside the field of play;

The 22-metre lines; which are parallel to the goal lines

The half way line which is parallel to the goal lines; and

The touchlines which are outside the field of play.

### (b) Dash Lines

All lines other than solid lines are dash lines all of which are 5 metres in length.

There are two sets of dash lines which are 10 metres from, and parallel to, each side of the half way line. These are called the 10 metre dash lines. The 10 metre dash lines intersect the dash lines which are 5 metres and 15 metres parallel to each touch line.

There are two sets of dash lines which are 5 metres from, and parallel to, each touch line. They run from the 5 metre dash lines, which are parallel to each goal line and intersect both 22 metre lines, both 10 metre dash lines and the half way line. These are called the 5 metre dash lines.

## Law 1 The Ground

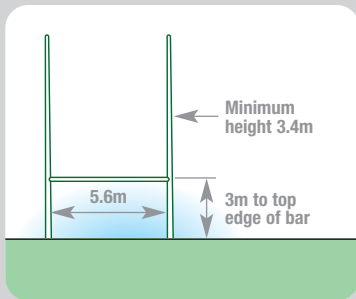


There are two sets of dash lines which are 15 metres from, and parallel to, each touch line. These dash lines run from the 5 metre dash lines which are parallel to each goal line, and intersect both 22 metre lines, both 10 metre dash lines and the half way line. These are called the 15 metre dash lines.

There are six dash lines 5 metres from, and parallel to, each goal line. Two dash lines are positioned 5 metres and 15 metres from each touch line. A further two dash lines are positioned in front of each goal post so that there is 5 metres between these dash lines.

### (c) Centre

There is one line 0.5 metre long that intersects the centre of the half way line.



*Goal posts*



## 1.4 DIMENSIONS FOR GOAL POSTS AND CROSSBAR

- (a) The distance between the two goal posts is 5.6 metres.
- (b) The crossbar is placed between the two goal posts so that its top edge is 3.0 metres from the ground.
- (c) The minimum height of the goal posts is 3.4 metres.
- (d) When padding is attached to the goal posts the distance from the goal line to the external edge of the padding must not exceed 300mm.

## 1.5 FLAG POSTS

- (a) There are 14 flag posts with flags, each with a minimum height of 1.2 metres above the ground.
- (b) Flag posts must be positioned at the intersection of touch-in-goal lines and the goal lines and at the intersection of the touch-in-goal lines and the dead ball lines. These eight flag posts are outside the in-goal area and do not form part of the playing area.
- (c) Flag posts must be positioned in line with the 22-metre lines and the half way line, 2 metres outside the touchlines and within the playing enclosure.

## 1.6 OBJECTIONS TO THE GROUND

- (a) If either team has objections about the ground or the way it is marked out they must tell the referee before the match starts.
- (b) The referee will attempt to resolve the issues but must not start a match if any part of the ground is considered to be dangerous.